



JOB DEMAND REPORT

Waterloo Wellington Dufferin

2017 Third Quarter

Overview – Recent Hiring Trends

The figures presented below provide a summary account of the on-line jobs demand activity within Waterloo Wellington Dufferin during the reporting period of July 1st 2017 to September 30th 2017.¹

Total Postings

There was a total of 19,191 jobs posted in Waterloo Wellington Dufferin from July 1st 2017 to September 30th 2017.

Job Postings by Data Source

Data Source	# of Postings
Employer Corporate Websites	5,825
Placement Agencies	3,378

Employers and placement agencies may use more than one on-line posting board as well as their own corporate website, therefore, the number of postings by Data Source and On-line Job Boards is greater than the total job postings for Waterloo Wellington Dufferin.

On-line Job Boards	# of Postings
Kijiji	6,476
Workopolis	2,718
JobBank.gc.ca	1,641
Jobillico	1,178
Career Beacon	856
CareerBuilder	547
LocalWork	493
AllStarJobs	451
Monster	392
Others	3,284

¹ These figures are derived from CEB TalentNeuron’s online reporting software. CEB TalentNeuron provides a comprehensive source of global talent demand and supply data which allows for an examination of the underlying data used to create the figures within this report.



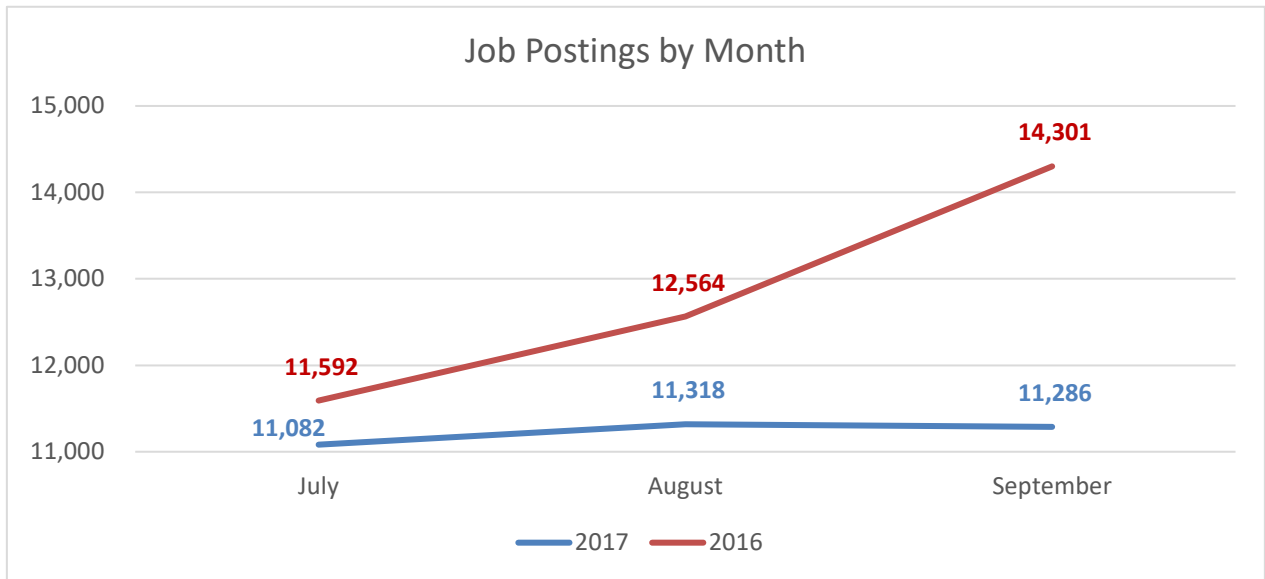
Workforce Planning Board
of Waterloo Wellington Dufferin

www.workforceplanningboard.com



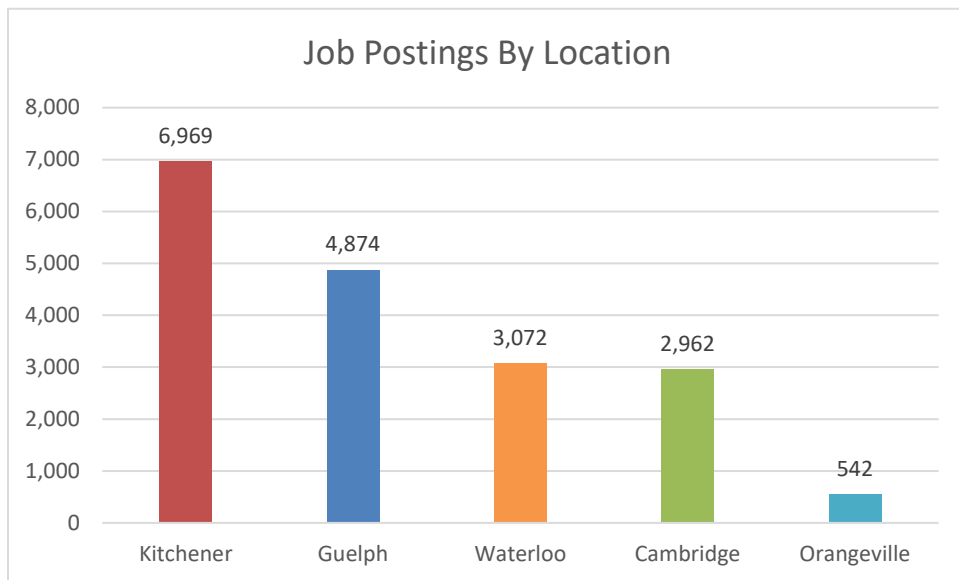
This project is funded in part by the Government of
Canada and the Government of Ontario.

Job Postings by Month



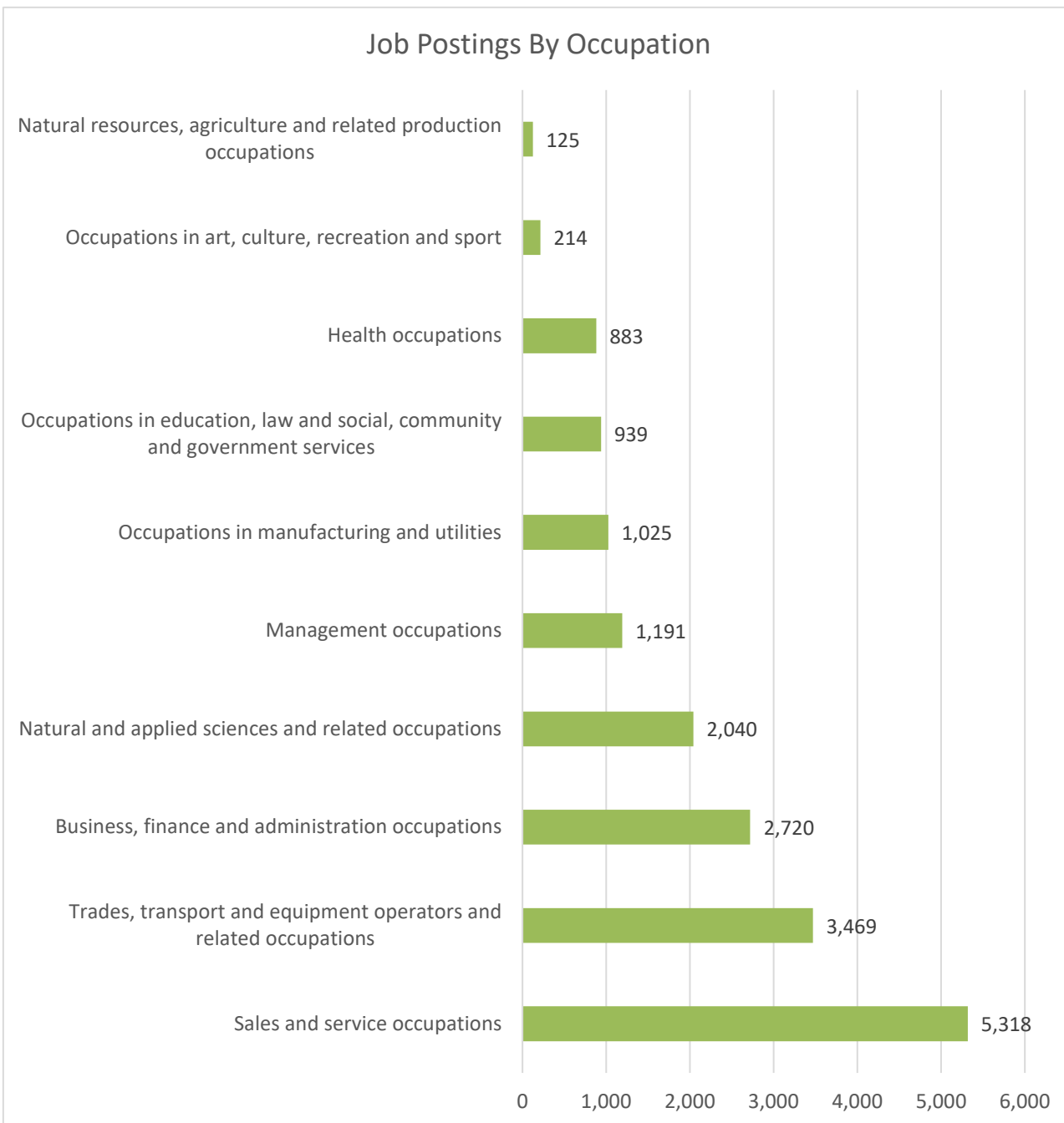
Job Posting by Location

The following chart shows the breakdown of the top 5 locations in Waterloo, Wellington and Dufferin where the jobs were posted during the Third Quarter of 2017. There were 147 jobs that were posted in the region but not assigned to a community.



Job Postings by Major NOC Code

The chart below shows the number of job postings in Waterloo Wellington Dufferin by the Major NOC² Code. There was a total of 17,924 postings that could be associated with a NOC Code. There were a further 1,267 job titles that were unclassified or did not provide enough information to associate them with a NOC Code.



² NOC: National Occupation Classification



Top 10 Jobs Posted

The table below shows the top 10 occupations by 4 Digit NOC posted across Waterloo Wellington Dufferin for the Third Quarter of 2017.

Rank	NOC	Occupation	Number of Postings Q3 2017
1	6421	Retail salespersons	908
2	7511	Transport truck drivers	727
3	6211	Retail sales supervisors	695
4	6552	Other customer and information services representatives	536
5	6711	Food counter attendants, kitchen helpers and related support	475
6	6311	Food service supervisors	353
7	2174	Computer programmers and interactive media developers	342
8	6411	Sales and account representatives - wholesale trade	330
9	6322	Cooks	307
10	7611	Construction trades helpers and labourers	252

Job Posting by Type

The table below shows the number of jobs posted by type; Permanent or Temporary, Full Time, Part Time, Contract or Internship/Co-op. Some postings may fit more than one category i.e. a Part Time Contract.

Type of Position	Number	Percentage
Permanent	17,313	42%
Full-Time	16,299	39%
Part-Time	4,489	11%
Contract	1,439	3%
Temporary	1,420	3%
Internship/Co-op	331	1%

